

# ACOTW™

Welcome To

[www.ArrowheadCollectingOnTheWeb.com](http://www.ArrowheadCollectingOnTheWeb.com)

Volume II, Number 10

October 2010

## Enjoy A Treasure Trove Of Several Different Artifact Collections From Around The Country ... With An Emphasis On The Upper Midwestern And Northeastern Regions Of The Continent.

Thank you for subscribing to our newsletter, "Arrowhead Collecting On The Web".

I hope you enjoyed the recent edition, Volume II, Number 9, of our digital e-magazine, the September, 2010 issue.

"Arrowhead Collecting On The Web" provides an on-going series of articles and graphic presentations of information related to the many different aspects of discovering and learning about artifacts of previous cultures found today.

Now with over 1,100 readers across North America, plus in South America, Africa, Europe, Australia and Asia, we are moving forward into our second calendar year, Volume II. This new October 2010 edition addresses the following topics, among others:

- One of our readers is a long-time collector in Arkansas, and shares with us a collection begun many years ago by his father. Larry Covington's notes and photographs show points from many time periods in the Arkansas region (*see pages 3-5*).
- Another story is based on an assembly of 3 e-mails from an extensive, illustrated series written to the editor



*Many of us have collections which have been assembled for several generations in our families. One of our readers is a long-time collector in Arkansas, and he shares with us a collection begun many years ago by his father. Look at several photos from the Larry Covington Collection, starting on page 3.*

- from Bruce Baillerd of Ohio. He discusses various components from his Artifact Collection, his appreciation for the history of the Ohio/Midwest region and his preferences in creating artifact photographs to illustrate his comments (*see pages 7-10*).
  - We also have a personal report about the 1985 discovery of an extensive cache of flint tool preforms, buried long ago near a stream in Freestone County, in central Texas. Read about Everett Cordray's accidental discovery and see the collection of 49 stone preforms which were stored away for future use, and then never retrieved for the intended work to be completed (*see page 6*).
  - Plus a collection of Pennsylvania artifacts from our previous correspondent, Dan Ring (*see pages 11-12*).
- Read, learn, find, enjoy. And pass it all along to your family and friends.

Our editorial objective is to help our readers become long-term, even serious collectors of arrowheads, over the years to come. Here are some of the things we hope to accomplish for you in this process:

- Help you find new points and understand what it is that you are finding;
- Help you to recognize the different kinds and styles of collectable arrowheads and other implements;
- Help you to understand about the life ways of the cultures represented by the stone tools which remain;
- Help you to discover ways to find good and desirable arrowheads from other sources, such as eBay and special subject web sites;
- Help you understand about modern flint knapping, how new points and implements are made, how to recognize them, and how to appreciate those items for the skill and the craftsmanship of the work which they exhibit;
- Help you to understand that some people still try to sell unsuspecting collectors items which may or may not be what the items are described to be, that you should be careful when you think about buying points for your collection;
- Help you to learn about authentication services and their value to you as a collector.

As we do these things, we will maintain your readership and interest in our newsletter for many years to come.

Thank you for your participation, and your interest in "Arrowhead Collecting On The Web".

Sincerely,

F. Scott Crawford  
Carrollton, Texas



*The "Paleo-Indian" to "Late Archaic" period Scottsbluff style spear or lance point featured on the back cover of "Arrowhead Collecting On The Web" was made from Crowley's Ridge Chert, from Mississippi County, Arkansas. While this point has been certified as authentic, I plan to have it further examined by other skilled and respected authenticators to obtain further assurance of its ancient origin.*

Member AACA



Authentic Artifact Collectors Association

© 2010. All Rights Reserved.  
www.ArrowheadCollectingOnTheWeb.com  
F. Scott Crawford, Carrollton, Texas



### **About The Author**

From the time when I was 13 or 14 in the forested foothills of the western Oregon Willamette Valley and found my first arrowhead, an obsidian "bird point," in a field my dad had plowed for an experimental crop of maize, I have always wondered about the people who used these stone tools, how they lived, and what became of them.

Some friends had collected Indian artifacts in the desert areas of eastern Oregon and my brothers and I all enjoyed looking at their display of those arrowheads. So, to find some points of our own, on the family land, was particularly exciting. After that, whenever we were working in the bean fields, or tending livestock, or moving irrigation pipes, or just wandering across the back 40, we always would keep an eye out for bits and pieces of worked stone, tools and points, to add to our growing collection.

Today, I still keep an eye out for remnants of past cultures. And as the world has changed so much, I can now do much, but not all, of that wandering and learning on the internet, on the world wide web. That's how I came to be collecting arrowheads on the web, and why I began to put together this newsletter, for others across the land who also are interested in "Arrowhead Collecting On The Web".

FSC

p.s. There is still a time and a place for criss crossing a plowed field, or walking along the banks of a stream, just to see what you might find. Knowing where to look and how, is part of what we plan to explore in the pages of "Arrowhead Collecting On The Web." Read, learn, find, enjoy.

p.p.s. You are invited to visit my flint knapping web site:  
[www.StoneBreaker-FSC.net](http://www.StoneBreaker-FSC.net)

## A Photographic Presentation Of Larry Covington's Arkansas Indian Artifact Collection.

March 9, 2010

Scott,

I really enjoy your papers. I have been collecting as long as I can remember. I live in arkansas and have many items from this state. Some of which I have bought from legitimate people, some I have found myself at various locations. I have never dug for them, I am not qualified to do so. This all began when my father and a friend of his began collecting from "flat head" sites in northern arkansas. I have items that reflect a wide range of time periods and abilities of the people making the pieces. At this stage, I am considering selling some of them. I have seen pieces on the net selling for as high as \$5k and as low as \$20, identical to some of mine. How do I sell w/out

*(...article continues on p. 4)*



# ACOTW™

Arrowhead Collecting On The Web

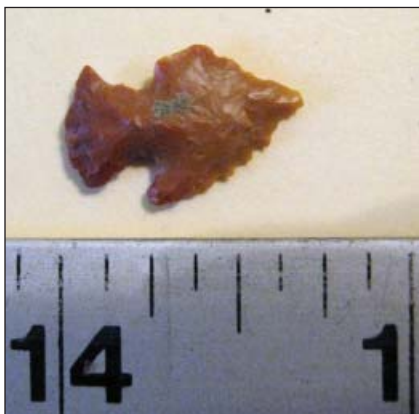
being taken or taking advantage of someone? If you do not have time to converse w/me, I understand.

Larry Covington

March 9, 2010

Hello Larry,

It is good to hear from you. I have had similar questions from several readers over the past year. What I usually



suggest is first, take decent photos of your collection, especially your favorite pieces. If you like we can put the photos in the e-magazine to let other collectors know about the collection. I can forward interested requests to you, rather than having people contact your directly. It is always useful to include any related stories about your favorite pieces or collecting activities. Do not give out directly identifiable location information, just descriptions but not addresses,

etc. The other thing I recommend is to contact one of the "authenticators" whom I identify in the magazine, send them a few of the photographs and ask for their recommendation about how to get your collection properly evaluated and assessed. This will help you establish the quality and value of particular points in the collection. That way you have a good reference when setting prices, etc. Several of the various authenticators work with

(...continues on p. 5)



# ACOTW™

Arrowhead Collecting On The Web

*entire collections as well as single pieces, and many also have consignment and broker services for excellent examples. Thanks for your questions and interest. I would really like to see and include photos from your collection in the next issue of the magazine, if you are willing to send photos. Be sure to package carefully any pieces which you may send to authenticators, to protect the piece. If you need photos made, I can create them for you. That is up to your need and time.*

Scott Crawford

March 25, 2010

Scott,

I have developed some medical issues, leg problems. Running back and forth to Little Rock, dealing w/the VA, trying to get help. I have an art exhibit coming up too. I may have to take some time getting a disk together, but I will eventually get one to you. I may have to sell some of my items. regardless, I would like to share my collection w/you and will at some point. Its good talking w/someone having the same interests.

Larry



May 26, 2010

Hi Larry,

*How are you doing these days? Hope you are improving and getting outside to do some point hunting this spring. How did the art exhibit turn out for you?*

Scott

September 25, 2010

Hello Scott,

I apologize for the delay. I fell off the edge for a while. Fighting with the VA trying to get service connected assistance. Had to take an early retirement from my job as I have developed some chronic problems that I need help with, but doing OK. Took best of show on two paintings. Excited about that. I am taking pix of some of my favorite arrowheads and will put them to a disk and send to you for your scrutiny. Let me know what u think. I sent an email to the man at Dover, Arkansas. Going to take a few select pieces over there next week and see if I can get him to take a look. I need to pick up some cash. Thanks for not dropping me off your mailing list. I appreciate that.

Larry



regardless of modern grading. When I hold one of the items in my hands my imagination becomes a time machine and I can almost see a man or woman hunched over chipping away by a campsite, fire burning, children playing, women making meals. You know what I mean. I know you have the same bug or you wouldn't be doing what you are. I suppose I might sell some of the better ones if I can get a fair deal. Thanks for taking the time to converse with me over the last year. My fiancé and I both enjoy your monthly letter. Fascinating stuff.

Larry

*These three medium sized tools are interesting, just exactly what their use was, I don't know. Perhaps they are wood working tools, but they seem a little small and light for that purpose. If anybody has any ideas or definite opinions, the discussion is open.*

September 28, 2010

Scott,

Sent the disk today. There are a few things shown that I have no idea what they were used for. If you have an idea, I would appreciate being educated. I would like to know what I am attempting to sell. The man at Dover said he was looking for high end items and I think I may have a few. I looked up the rating system on the internet (G-1 to G-10). I can't at this time afford to authenticate everything and will most likely only do those that I intend to sell as long as I can get more than the cost of authenticating. I have a bucket load of trade stones and scrapers. Most of the things I have are field grade with a few exceptions. 90 percent were found in fields, the rest from various sources. Regardless, they represent a human touch at some time before written history, making them all precious

## A Cache Of Preforms Discovered In Texas: *Trade Blanks Or Perhaps Inventory For A Never Completed Tool Replenishment?*



September 26, 2010

Scott,

I will send you some info on a cache of "blanks" I found in Freestone County, TX about 1985. Thanks again.

Everett Cordray

September 27, 2010

Scott,

Thanks. I really appreciate it.

I found the cache of blanks in the side of a small gully. I was scouting for deer tracks after a heavy rain had eroded the side of the gully. The gully was about 8' wide x 2' deep in sandy soil. I found the first blank and when I searched the gully, I found 40 more in a spot about 8" diameter in the side of the gully about 18" below ground level (6" above the bottom of the gully). I probed the sand with a stick and found 8 more for a total of 49 blanks. They might have originally been in a leather pouch which had completely rotted away.

I found the cache late summer 1985 in eastern Freestone County TX on private property 1 mile north of

Keechi Creek. The blanks are oval and are about 1.5" wide x 2.5" long x .25" thick. They are made from stone which looks like sugar-sand quartz and are several colors ranging from tan through reddish to dark brown. They have all been knapped into ovals, have not been finished and do not show any wear from use. Since they were 18" deep, I estimated they had been underground 2000 years or longer due to the sand strata surrounding them.

I framed them and displayed them in the Madison County Museum for the past 5 years. I removed them from the Museum in July and took them to my brother in Oklahoma. When I see him at Christmas, I will take a picture and check the date I wrote on the back of the frame. Thanks again,

Everett

September 27, 2010

Hi Everett,

*I have the CD ready to go out today. Thanks for the information. Is there any way that your brother can send a photograph of the display and a closeup of one or two of the blanks? It would be a nice cache find to show in the magazine, with your description of finding the*

*cache. That is an intriguing discovery. Perhaps looking at the blanks can give an indication of the type or design of tools which were planned for the future use of the blanks.*

Scott

September 28, 2010

Scott,

I got the CD today. I plan to look at it tonight. I really appreciate you for providing these issues to me. I asked my brother to take pix of the blanks and send them to you. Thanks again,

Everett

October 3, 2010

Everett asked me to photograph these and send the photos to you. I had trouble with my 6.0 mega pix camera so had to resort to a 3.2 megapix. If cannot use either of these let me know and I'll try again.

Larry Cordray

---

Publisher's e-mail address:

fscottcrawford@  
arrowheadcollectingontheweb.com

## Judging By The Lithic Records, Ohio Has Long Been An Attractive Environment For Human Activity; Just Ask Bruce Baillerd For The Story Told By His Ohio "Early Man" Collec-

### Ohio's Abundant History

Because of its continuous occupation by Native-American populations since the dawn of the Paleo era through the the Adena/Hopewell mound builders, Ohio is a state with an abundance of cultural history and artifacts.

Because of my fascination with the slowly unraveling mysteries of the Paleo era, I am interested in artifacts of that era, especially when they are found within miles of my residence.

The artifacts are especially attractive because of the acres of local fields and the dirt piles from nearby construction which I have searched without finding anything artifactual but what appears to be the fractured base of a Thebes.

Why does it seem that all the really good stuff is found by all the other guys? My efforts of seeking artifacts through the internet, artifact dealers, and networking with local collectors have been more productive, even though trustworthy individuals selling artifacts are sometimes as difficult to find as intact points in local fields.

Pictured are two Ohio Clovis points that I was able to secure. One was found in Coshocton County (two miles from my residence). The other was found by Deer Creek in Pickaway County (South of Columbus, six miles away).

The artifacts provide an interesting basis for comparison. Both are about three inches in length; both are made from Flint Ridge chert; both are fluted.

The most striking difference between these artifacts is their flaking. The Coshocton County example has roughly hewn collateral flaking which was not finely finished. The Pickaway County example is an example of finely detailed flintwork. The edges are fined out in a manner that is even and they both gradually taper towards the stem. This point was on the cover of an issue of *The Ohio Archaeologist*, and it is pictured in a Hothem's book on Paleo-Indian artifacts.

We have insufficient information



*Above: Clovis point or perhaps a Barnes point, judging by the full length flute, made from Coshocton Flint, found in Coshocton County, Ohio. Tom Davis COA. Below: Clovis point made from Coshocton Flint, found in Pickaway County, Ohio. Ken Partain COA.*



to speculate upon the relative age of these artifacts. Had they both been recovered from the same site and we knew their depth we could make an educated guess based upon the principle of superimposition. If we assume that flaking techniques evolved over time and followed an evolutionary process that was characterized by a movement from plain to more complex, we might be able to posit an earlier date of knapping for the Pickaway County example.

Because the stone artifacts are the only residuals of the Paleo culture that have not been dispersed by the winds and the water, they stimulate our imaginations more than they quench our quest for facts.

### Hardin & Thebes From The Farm

One of my favorite escapist artifact fantasies is to come upon the wooden or galvanized bucket that the old farmer on the old farm used to discard the artifacts found in the *first tillin'* of his fields. I was able to do this vicariously when a good friend attended a farm auction in Massic County, Illinois. The artifacts were

*(...continues on p. 8)*



sold only two at a time and I was pleased to trade Rik for the two that are pictured.

While I have not had these authenticated, they are unequivocally authentic and the Hardin on the left and the Thebes to the right leave little doubt in my mind about topology.

This is one of those rare circumstances in which a "natural experiment" gives us an interesting finding. Overstreet {11th} dates the Hardin at 9,000 BP and the Thebes at 10,000 BP. Microscopic examination of the Thebes shows it to be more mineralized which would be consistent with more time in the ground. Unfortunately, we have no information on the relative depth at which the artifacts were recovered, so we cannot utilize the principle of superimposition to shed light upon the question of age. Both artifacts appear to have been made from similar stone and their similar appearance is probably due to their identical exposure to temperature, moisture, and soil variables.

Sometimes, my wandering mind thinks of such things as the movie that would be generated by the process of one frame captured every six months of an artifact over the 10,000 years since it left the ancient hand that last held it. We would then be able to see the succession of heating and cooling, freezing and melting, flooding and drought, and animal influences and, finally the noxious activities of those hairless, upright walking creatures whose total impact upon this world is yet to be seen.

(...continues on p. 9)



1939 Cleveland Public Museum

### ARTIFACT AUTHENTICATION

Name Paul Rikhar Address Engle, Ohio

Name & description of object: Cumberland point.

A medium to large size dart/knife form that was longer but has but one or two notches that removed the stem of the blade moderately.

Found in Adams Co., Ohio.

Material Flint Ridge Flint Length 50 mm. Width 25 mm.

EVALUATION: This is an authentic fluted point of the Dalton period dating to the 10,000 B.P. range.

I have examined the above described artifact at the request of the owner. This evaluation is based on the best of my knowledge and experience to date.

Date 1/24/2001 by Gregory Perino

Cumberland Point made of Flint Ridge Flint, found in Adams County, Ohio. Certificate Of Authenticity from Gregory Perino, 1/24/2001.

With the conditions that our artifact has endured, it is amazing that we can hold it! It deserves our awe and respect.



## Artifact Photography

There is much more to artifact photography than activating the shutter on a digital camera. First of all it requires a camera with a macro capability permitting a sharp focus upon an object four inches from the lens. There are now many "bridge" cameras (so called because they bridge the applications of a point and shoot and the significantly more expensive and specialized single lens reflex cameras), which are high quality tools that usually have excellent optics and zoom lenses, making them all purpose instruments.

Next, there is the issue of the image background. It is my personal preference that the artifact appears suspended in mid air. To approach this effect I use a 5" by 10" rectangle

of glare free glass (\$19.00 at a picture framing shop). This is held by a piece of wood contributed by a construction site dumpster. I have tried numerous background materials but the pale blue construction paper seems best.

Sharp pictures require the absence of camera movement. I find that holding the camera against a chair seems to work as well as a cumbersome, precarious tripod.

Lighting is another issue. I find ambient natural light to be best although I know some people who seem to do well with artificial lighting

Artifact photography is more than making pictures -- it is an alternative perceptual modality that sensitizes one to nuances of light and color as well as to the artistry that created these fascinating objects.

*Left, Top:* Clovis point found in Delaware County, Ohio, in the 1920's. *Left, Bottom:* Quad point from Butler County, Ohio. *Right, Below:* Clovis point from Bureau County, Illinois, said to have been found in more recent Mound Culture site, apparently it had been discovered and saved by a much later culture. I am not really sure how the editor allowed these two photographs into the Ohio article!




*Editor's note: This story is the assemblage of 3 e-mails from an extensive, illustrated series written to the editor from Bruce Baillerd of Ohio. These are some of the artifact images which he has shared with us, from states around and near Ohio. Just wanted to clarify the locations, since so much of the article was about Ohio impliments.*

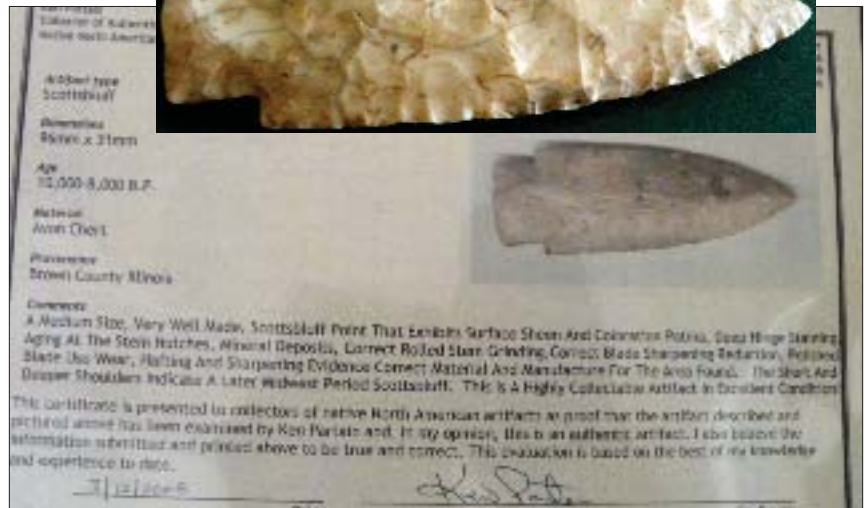
## Ohio? Close, But No Cigar! Bruce, These Paleo Points Are From Kentucky, Pennsylvania, Illinois. Close Enough, Yes? O.K.



**Top and Left:**  
 Left ~ Folsom point from Knox County, Illinois,  
 Right ~ Crowfield point from Lawrence County, Pennsylvania.  
**Right:** Quad point from Breckenridge County, Kentucky.  
**Below:** Scottsbluff point from Brown County, Illinois.



**Above:**  
 Stermer COA for Folsom point from Knox County, Illinois,  
**Right:** Partain COA for Scottsbluff point from Brown County, Illinois.



## Artifact Finds From The Hershey, Pennsylvania, Area As Displayed In The Dan Ring Collection.

*(Editor's note: Previously we shared some email communications about his collecting activities with Dan Ring. In this issue we are able to present Mr. Ring's display of his artifact finds from the Hershey, Pennsylvania area.)*

August 10, 2010,

Hi Mr. Crawford,

I thoroughly enjoyed reading your newsletter for the first time. It was reassuring to read not only some of my past memories that I shared with you, but also others who shared their stories. I am happy to know we have "friends", so to speak, who also enjoy learning about the cultures who came before us.

*Publisher's e-mail address:*

fscottcrawford@

arrowheadcollectingontheweb.com

I have sent some photos. I did not take them out of their display cases so I hope you can see them well enough. The display with the red velvet background are many of the first pieces I bought and found in Columbus, Ohio, 50 years ago. Sadly those fields are all outer belts around Columbus or housing and shopping developments. In the red display setting loose at the bottom are some pieces that are from the Susquehannock's and the net weights,



scraper, and large ax head together on the family room carpet were found or dug up by myself here in central PA. You can see the quarter in each photo for size comparison. In the round display case, I have pieces found in Ohio and here and also purchased at some of the antique shops in this area. There are some pieces from Illinois, Arizona, and Texas. The ceremonial spear head and a Turkey Tail Lance and Knife in the display along with a small white quartz

*(...continues on p. 12)*



# ACOTW™

Arrowhead Collecting On The Web

knife blade, granite scraper and a jasper scraper are the larger items in this round display stand. I have a number of small bird points, beads and pendants and two fish hooks.

At the rear of the case is a pile of all the broken pieces I have found. Unfortunately, I don't know enough of the history or tribes that these pieces came from.

I have a shadow box on the wall with a number of the same design arrowhead points that came from a man who found them along the New Jersey and Pa border on the Jersey side. I made the display and arranged them as shown.

If you know of a reputable person to authenticate and appraise these ancient pieces of art please let me know. If there is anything you think you would like to see in a close up photo, I will do my best to take a photo and send it to you.

I will be curious to know what your first impression is of my collections and if you feel any items may be of great value. I know back in the 60's a knife blade in the center display on the red velvet, I was offered 400.00 for back then, I hope I do not regret taking that offer. However, each and everyone of these pieces have been enjoyable to look at and handle again and again over the years.

I look forward to hearing from you when you have time, until then I will be reading more of your past letters

Sincerely,

Dan Ring



# I Found This Arrowhead On The World Wide Web™

You can do it, too. Every month in "Arrowhead Collecting On The Web" we show you how your mouse can do the searching on the world wide web. We bring you information and links to on-line sources of authentic, ancient arrowheads. We talk about how to tell if an arrowhead is ancient, or if it's a modern reproduction, and we give you links to reputable authenticators who can provide experienced, scientific examinations of arrowheads to verify and certify the authenticity of stone points and other tools you collect.

I found this ancient arrowhead, shown here, on the world wide web, although it was originally found in Modoc County of northern California in the 1960's by Pat Welch.

I purchased it from Pat's daughter, Jennifer Peterson, in an auction on eBay in November 2009. The eBay ID which Jennifer uses is "angelfaerieland".

Pat Welch found this expertly made, completely transparent obsidian "Gunther" style arrowhead in the place where it was last used, abandoned or stored away and forgotten. Now, any collector can tell you that there are times when you will want to wander the fields and streams yourself. So, every month, in the pages of "Arrowhead Collecting On The Web", we also provide articles and photographs to show you how to effectively look for and find ancient arrowheads and other stone tools for your collection.

We also share stories by readers across America who write about and photograph their own, personal finds.

Don't miss a single article each month in

**Arrowhead  
Collecting  
On The Web.**



Actual size:  
1" x 9/16"



## Arrowhead Collecting On The Web™

## e-Mail Letters:

August 25, 2010

Scott, good morning,

I send you additional pictures from the collection of a friend who has about 7,000 arrowheads at home. He also has his own museum.

These photos are just some of the many things he possesses in his collection.

Greetings,

Javier Larramendy

Argentina

October 10, 2010

Javier,

*Thanks for the photographs from your friend's collection. I am particularly intrigued by some of the large, bifurcated based points in this arrangement, enlarged to the right on page 14. Many of them look very similar to the Paleo Indian and Early Archaic fishtail and concave base points which we see in North America. Even though these are from the southern regions of South America, the native technologies are remarkably similar.*

Scott



### Great Basin Indian Artifact Collection For Sale!

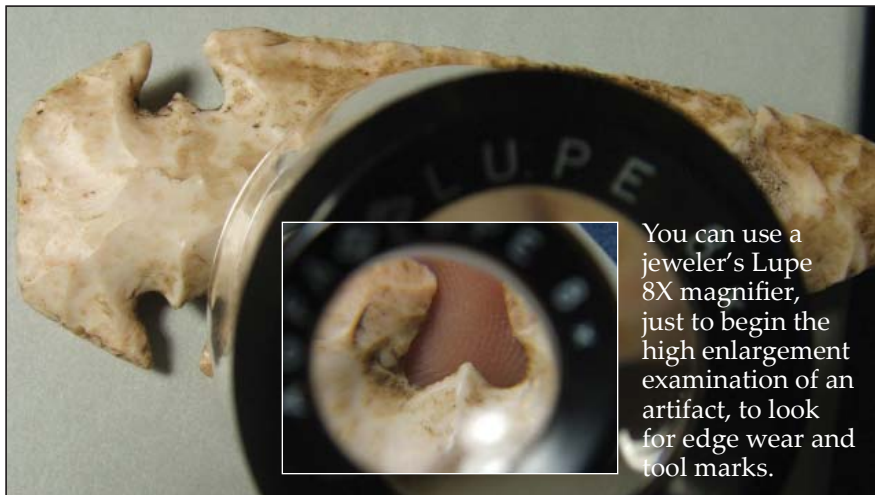
Jess Anders has accumulated four large collections containing 50 large frames of nice arrowheads and a lot of nice knives which are now up for sale (by the frame). These consist of top quality pieces from Eastern Oregon; primarily Lake & Harney Counties. Please go to his new web page for a look:

[www.GreatBasinIndianArtifacts.org](http://www.GreatBasinIndianArtifacts.org) or give him a call at 541-549-8160.

[www.GreatBasinIndianArtifacts.org](http://www.GreatBasinIndianArtifacts.org)



## Artifact Authentication Services & Certificates Of Authenticity



You can use a jeweler's Lupe 8X magnifier, just to begin the high enlargement examination of an artifact, to look for edge wear and tool marks.

Authentication and evaluation services for artifacts from all over the world are available from a number of highly respected sources.

Some offer these services for regional items, since they specialize in Western, or South Western, or South Eastern, or North Central or North Eastern artifact types.

And most of the authenticators have web sites. Read up on their services, learn about their specialties, obtain pricing and timing information, and determine how to send items for authentication and evaluation.

Here are some well known and respected authenticators:

### **Dwain Rogers**

Texas Flint Authentication  
4102 Birch Avenue  
Temple, Texas 76502  
Telephone: 1-254-791-5520

### **Jeff Baker**

Baker Authentication  
www.BakerCOA.com  
P.O. Box 772  
Paragould, Arkansas 72451  
Telephone: 1-870-239-9722

### **Bill Jackson**

Jackson Galleries  
www.JacksonGalleries.com  
P.O. Box 1005  
Mount Sterling, Kentucky 40353  
Telephone: 1-800-466-3836  
Fax: 1-859-499-0160

### **Tom Davis**

Davis Artifacts, Inc.  
www.TomDavisArtifacts.com  
P.O. Box 676  
Stanton, Kentucky 40380  
Telephone: 1-606-663-2741

### **Ben Stermer**

Western Typology www.Western-Typology.com  
44207 W McClelland Dr.  
Maricopa, Arizona 85238  
email: BSte122241@aol.com

### **Jeb Taylor**

Jeb Taylor Artifacts  
P.O. Box 882  
Buffalo, Wyoming 82834  
Telephone: 1-307-737-2347

### **Ken Partain**

www.kensrelics.com  
7044 Market Street  
Dover, Arkansas 72837  
Telephone: 1-479-331-3486

### **Sam Cox**

www.SamCoxArtifacts.com  
968 Floyd Drive  
Lexington, Kentucky 40505  
Telephone: 1-859-351-5675

Old Stone Age  
Handaxe (Paleolithic),  
age 200,000+/- years.



<http://www.Stormbroek.com>

A European artifact gallery,  
which offers quality antiquities  
from all historic eras, and all  
areas around the world.

eBay Store: Stormbroek

Scottsbluff Spear  
Point, late Paleo, early  
Archaic period, age  
8,000 to 10,000 years.



eBay store: SWArkArtifacts  
eBay ID: "razrbk"

Dealer located in Arkansas, features  
authentic artifacts from the south/central  
United States, many with Certificates  
of Authenticity.

eBay Store: SWArkArtifacts

Providing Precision-Crafted Projectile Points  
Since Before The Dawn Of Civilization.

A PaleoIndian/Early Archaic Scottsbluff style spear or lance point found in Mississippi County, Arkansas. Actual size: 4-5/8" long by 1-5/16" wide. This artifact is Number Six in a series, presented by [www.ArrowheadCollectingOnTheWeb.com](http://www.ArrowheadCollectingOnTheWeb.com) © 2010. All rights reserved. F. Scott Crawford, Carrollton, Texas.

NorthAmericanRockWellMade™  
ClovisKnappersUnlimited LLC

International patents registered 13,500 B.P.  
A wholly-owned subsidiary of NewWorldLithicTechnologies, LLC.